

Early Bird

Activity Book



This book belongs to _____

Early Bird

Activity Book



General Conference Youth Ministries Department

Produced by:
General Conference Youth Ministries Department
12501 Old Columbia Pike
Silver Spring, MD 20904

Departmental Director: Gary Blanchard
Associate Youth Director: Pako Mokgwane
Associate Youth Director: Andrés J. Peralta
Editor-in-Chief: Andrés J. Peralta
Departmental Advisor: Abner De Los Santos
Senior Editorial Assistant: Kenia Reyes-de León

Project Manager: Mark O’Ffill
Content Contributors: Mark O’Ffill
Ted & Betsy Burgdorff

Copy Editor: Mark O’Ffill

Cover & Interior Designer:
Jonatan Tejel
Isaac Chia
Adrian Gutierrez Perez
Wilbert Hilario (ClicArt)
Had Graphic Inc.
hadgraphic@gmail.com

Photos by: © Shutterstock **Resources:**
Gomez, Ada. “Adventist Adventurer Awards.” Adventist Ad-
venturer Awards - Wikibooks.org. North American Division
Club Ministries, 2014. Web. 26 July 2017. <[https://en.wiki-
books.org/wiki/Adventist_Adventurer_Awards](https://en.wikibooks.org/wiki/Adventist_Adventurer_Awards)>.

Gooch, Jennifer A. Eager Beaver Leader’s Guide with 23
Themed Meeting Plans. 3rd ed. Lincoln, Neb.: Advent-
Source, 2007, 2015. Print.

For information
Email: youth@gc.adventist.org **Website:**
youth.adventist.org

Early Bird Checklist

Name: _____ Date Started: _____ Date Completed: _____

Basic Requirements

1. Recite the Adventurer Law
2. Complete the Story Listening II award
3. Complete the Birds award

My God

1. God's Plan to Save Me
 - a. Colour a story chart or lapbook about the people in the Bible who prayed: Samuel, Daniel, Jonah, David
 - b. Learn how to pray independently
 - c. Earn the Jesus Star award
2. God's Message to Me
 - a. Complete the Bible Friends II award
3. God's Power in My Life
 - a. Have a regular family worship time in your home. Keep a record
 - b. Ask someone you know why they pray
 - c. Complete the God's World award

My Self

1. I Am Special
 - a. Complete the Left & Right award
2. I Can Make Wise Choices
 - a. Complete the Manners Fun award
3. I Can Care for My Body
 - a. Complete the Know Your Body award

My Family

1. I Have a Family
 - a. Say the fifth commandment: "Honour your father and your mother" (Exodus 20:12)
2. Families Care for Each Other
 - a. Complete the Helping at Home award
3. My Family Helps Me Care for Myself
 - a. Complete the Fire Safety award

My World

1. The World of Friends
 - a. Complete the My Community Friends award
2. The World of Other People
 - a. Complete the Playing with Friends award
3. The World of Nature
 - a. Complete the Scavenger Hunt award
The World of Nature
4. Other awards that may be earned by Early Birds include:
 - Alphabet Fun
 - Animal Homes
 - Animals
 - Beginning Biking
 - Beginning Swimming
 - Birds
 - Crayons & Markers
 - Gadgets and Sand,
 - Jigsaw Puzzle,
 - Pets.

Instructor Checklist

Basic Requirements

1. _____
2. _____
3. _____

My God

1.
 - a. _____
 - b. _____
2.
 - a. _____
3.
 - a. _____
 - b. _____
 - c. _____

My Self

1.
 - a. _____
2.
 - a. _____
3.
 - a. _____

My Family

1.
 - a. _____
2.
 - a. _____
3.
 - a. _____

My World

1.
 - a. _____
2.
 - a. _____
3.
 - a. _____

1

- Recite the Adventurer Law

Adventurer Law

Jesus can help me to:

Be obedient
Be pure
Be true
Be kind
Be respectful

Be attentive
Be helpful
Be thoughtful
Be reverent

2

Complete the Story Listening II award

- 1. Listen to two age-appropriate books, not read before, from the following categories:
 - a. Bible
 - b. Missions
 - c. Friends or family
 - d. Nature



- 2. Tell the person who read to you what you like most about each story. Be sure to tell them something about the main “character” in each story. (Note taking area for adult care givers).

- _____
- _____
- _____
- _____

- 3. Tell the person who read to you “thank you” OR make a craft that you give them that tells them you are thankful.




2

The Birds award

○ 1. Name five birds you can see around your home. (Note taking area for adult care givers)

- _____
- _____
- _____
- _____
- _____



- 2. Name the official bird of your region, province, state or country. (Note taking area for adult care givers)

• _____




- 3. Name three kinds of foods birds eat.

• _____


• _____

• _____



BASIC

- 4. Using a picture of a bird, use a mixture of bird seeds to fill it in to make a bird-seed decoration.



5. Make a bird feeder and hang it outside where you can see it. Count how many birds come to feed from it.
6. Tell two bible stories that mention a bird. (Note taking area for adult care givers)
- _____
 - _____
7. Know two bird sounds and pretend you are that bird. (Note taking area for adult care givers)
- _____
 - _____
8. Read a book or watch a media clip about a bird(s) you might be able to see in the wild. (Note taking area for adult care givers)
- _____
 - _____




1

- Colour a story chart or lap-book about people in the Bible who prayed: Samuel, Daniel, Jonah, David









b. Learn how to pray independently.

C.

Complete the Jesus Star award

- 1. Who created the stars and on what day?
- 2. How did the wise men know Jesus was born?
- 3. Identify which direction Jesus will come from?
- 4. Draw, cut out, or colour a star.
- 5. Locate the North Star. Visit a planetarium or view stars at night.





2

Complete the Bible Friends II award

1. What does it mean to be a friend?

2. Name three Bible Friends.

- _____
- _____
- _____

3. Who is your favourite Bible friend? Tell a story about that person.

4. Dress up and act out a story about a Bible friend.

5. Tell three things you can do to be a friend for Jesus.

- _____
- _____
- _____

3

○ Have a regular family worship time in your home. Keep a record.

WEEK ONE



WEEK TWO


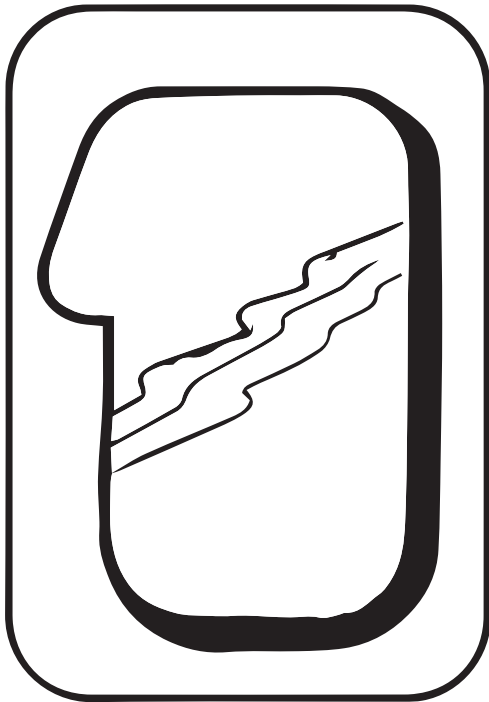



b.

- Ask someone you know why they pray.


Complete the God's World award.

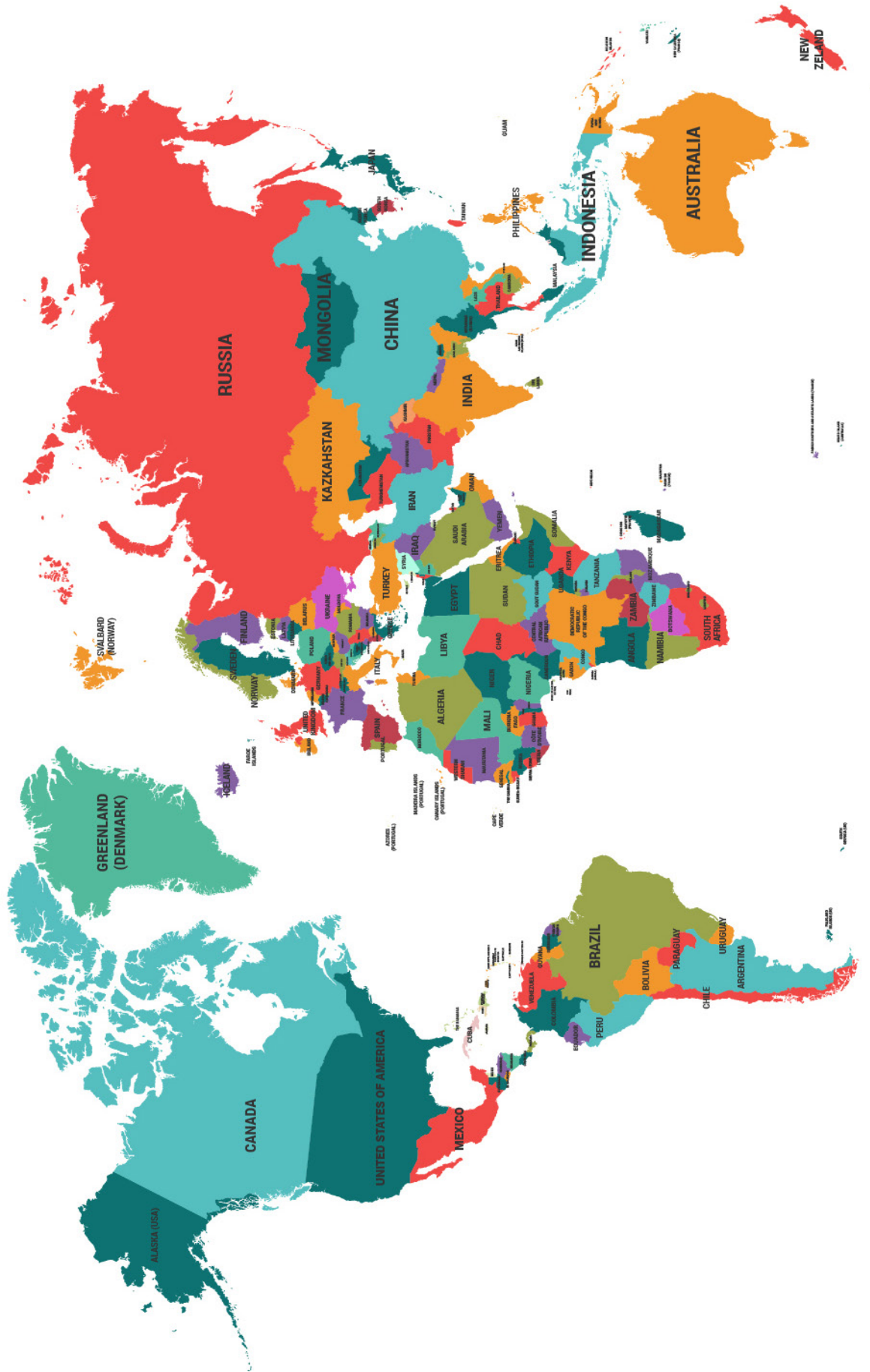
- 1. Who made our world? (Learn Genesis 1:1).





- 2. Act out the story of creation while someone reads or tells it..
- 3. Sing a song about your world.
- 4. Look at a globe or map and show and show where you live (next page).
- 5. Name five (5) of your favourite things God created for you. (Note taking area for adult care givers)
 - _____
 - _____
 - _____
 - _____
 - _____
- 6. Make a collage, colour a picture of God's world, or take a walk outside and find things He made.





1

Complete the Left & Right award.

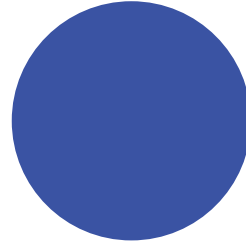

- 1. Play "Simon Says" using left/right.

- 2. Which hand do you draw with? Print your name.

• _____

- 3. Put red dot stickers on the fingers of your left hand. Put blue dot stickers on your right hand.

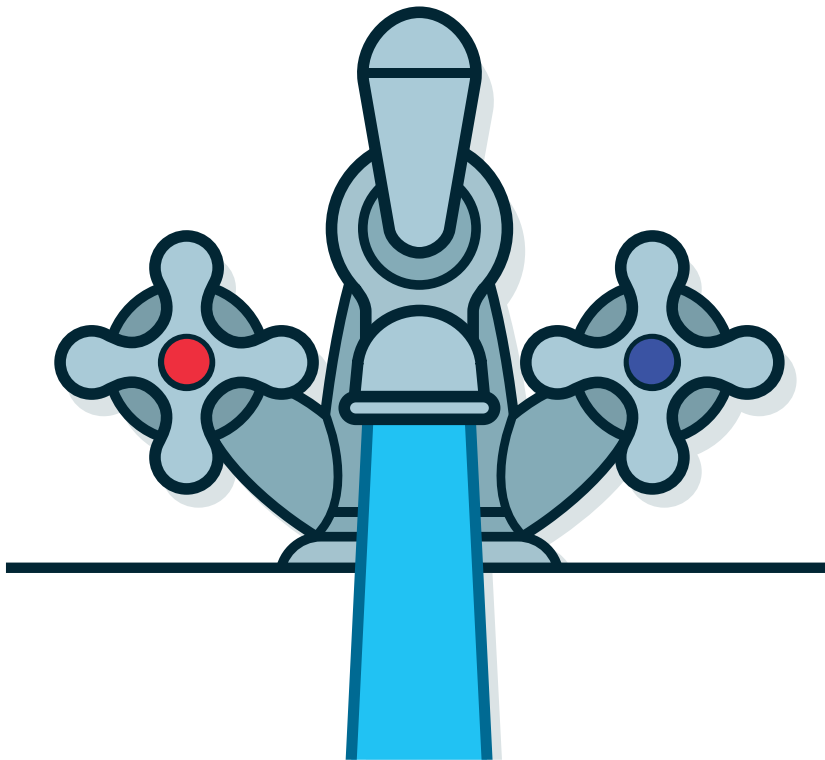
Note: Teach this requirement with #4



- 4. Which side of a faucet is the hot water? Which side is cold?

HOT

COLD



- 5. Put your shoes on the correct feet.
- 6. Practice marching while chanting, "Left, Right, Left."

2

Complete the Manners Fun award.

- 1. Learn the Golden Rule (Matthew 7:12).


Matthew 7:12

“Therefore, whatever you want men to do to you, do also to them, for this is the Law and the Prophets.”

- 2. What are five politeness words used in your culture to demonstrate good spoken manners?



- 3. Draw or cut and paste pictures to illustrate one of these politeness words.





- 4. Play a game using five politeness words.

Politeness words	1	2	3	4	5	6	7	8	9	10
PLEASE										
THANK YOU										
YOU'RE WELCOME										
EXCUSE ME										
I'M SORRY										

3

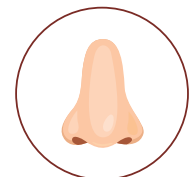


Complete the Know Your Body award.

1. Learn I Corinthians 6:19.

I Corinthians 6:19. (CEB)

“Or don’t you know that your body is a temple of the Holy Spirit who is in you? Don’t you know that you have the Holy Spirit from God, and you don’t belong to yourselves?”

2. Name twelve parts of your body.
3. Draw your body and label the twelve parts.
4. What are knees for?
5. What does your face do for you and others?
6. Name some useful things you can do with your hands.
7. How can you use your mouth for Jesus?



Cue Cards

Blank lined area for writing cue cards.

Blank lined area for writing cue cards.

1

○ Say the fifth commandment: "Honour your father and your mother" (Exodus 20:12).

2

Complete the Helping at Home award.

- 1. What body parts do you use to help at home?
- 2. Circle which of the following you think you could do to help at home or draw your own.



- 3. From #2, pick one of the ways to help at home and help for one week.

	Way to help
Day #1	
Day #2	
Day #3	
Day #4	
Day #5	
Day #6	
Day #7	

- 4. Learn a song about helpers.



- 5. Have someone read you the story from a Bible or storybook.

3

Complete the Fire Safety award.

- 1. What should you do if your clothes catch on fire?
- 2. What should you do if there is smoke in your house and it's hard to breathe?
- 3. Memorise your phone number and street address.
 - PHONE NUMBER: _____
 - ADDRESS: _____
- 4. What phone number do you call if there is a fire? What do you tell the person who answers the phone?
 - PHONE NUMBER: _____
- 5. Either visit a fire department or have a fireman or fire truck and team visit your group.



1

Complete the My Community Friends award.

1. Name five (5) different friends who live in your community. (Note taking area for adult care givers)


- _____
- _____
- _____
- _____

2. Make a scrapbook or collage of your neighbourhood friends, including at least five (5) different people (on the next 5 pages).


3. Tell three (3) things that you and your friends can do to make your neighbourhood a better place. (Note taking area for adult care givers)

- _____
- _____
- _____


1 - My Friend




2 - My Friend




3 - My Friend



4 - My Friend




5 - My Friend



- 4. Tell one of your friends that Jesus loves them.

JESUS
LOVES
ME






- 5. Do something nice for a community friend.

What to Do



Which Community Friend



- 6. Make a new friend in your neighbourhood.

2

Complete the Playing with Friends award.



- 1. What is a friend?

- 2. Name three ways you can make friends.
 (Note taking area for adult care givers)
 • _____
 • _____
 • _____
- 3. Name four things you can talk about to be friendly with someone. (Note taking area for adult care givers)
 • _____
 • _____
 • _____
 • _____
- 4. Name four things you need to think about when choosing a friend. (Note taking area for adult care givers)
 • _____
 • _____
 • _____
 • _____
- 5. Name three ways that you can know a person is a right friend for you. (Note taking area for adult care givers)
 • _____
 • _____
 • _____
- 6. Did Jesus have friends? Have an adult help you find a story in the Bible about some of His friends. (Note taking area for adult care givers)
 • _____

- 7. Make a craft to give to your friend.



- 8. Do your choice of one of the following:
 - Learn a song about friends.
 - Make a scrapbook about a new friend.
 - Learn or experience a poem about a friend.
 - Tell a story about a friend.

3

Complete the Scavenger Hunt award.

- 1. Go on a scavenger hunt with one of your parents, a teacher, or another adult.
- 2. Find two items in nature (rock, pebble, feather, nuts, leaves, etc.).
- 3. Find something relating to a Bible story (small basket = Moses, cotton, lamb's wool, stones = altar, multi-colored material Joseph's coat, etc.). Talk about the story.
- 4. Find something that is red (flower, piece of material, colour crayon, etc.).
- 5. Find a plastic egg (or another type of container), open it and share with another Early Bird. (Can put grapes, raisins, candy, or whatever you like.)

SCAVENGER HUNT AWARD CHECKLIST

REQUIREMENT 2: FIND TWO ITEMS IN NATURE

- rock/pebble
- feather
- nuts
- yellow leaf
- a tiny wildflower
- a stick shaped like a letter
- brown leaf
-

REQUIREMENT 3: FIND SOMETHING RELATING TO A BIBLE STORY

- small basket = Moses, cotton, lamb's wool
- stones = altar, multi-coloured material Joseph's coat
-
-

REQUIREMENT 4: FIND SOMETHING THAT IS RED

- flower
- piece of material
- colour crayon
-

REQUIREMENT 5: FIND A PLASTIC EGG (OR ANOTHER TYPE OF CONTAINER)

- plastic egg
- another container
-

1

Additional awards which Early Birds could earn.

- 1. Alphabet Fun
- 2. Animal Homes
- 3. Animals*
- 4. Beginning Biking
- 5. Beginning Swimming
- 6. Crayons and Markers*
- 7. Gadgets and Sand
- 8. Jigsaw Puzzle*
- 9. Pets
- 10. Shapes & Sizes*
- 11. Sponge Art*
- 12. Stamping Fun
- 13. Toys*

* = Suggested award in annual plan, though not required for Early Bird pin.



