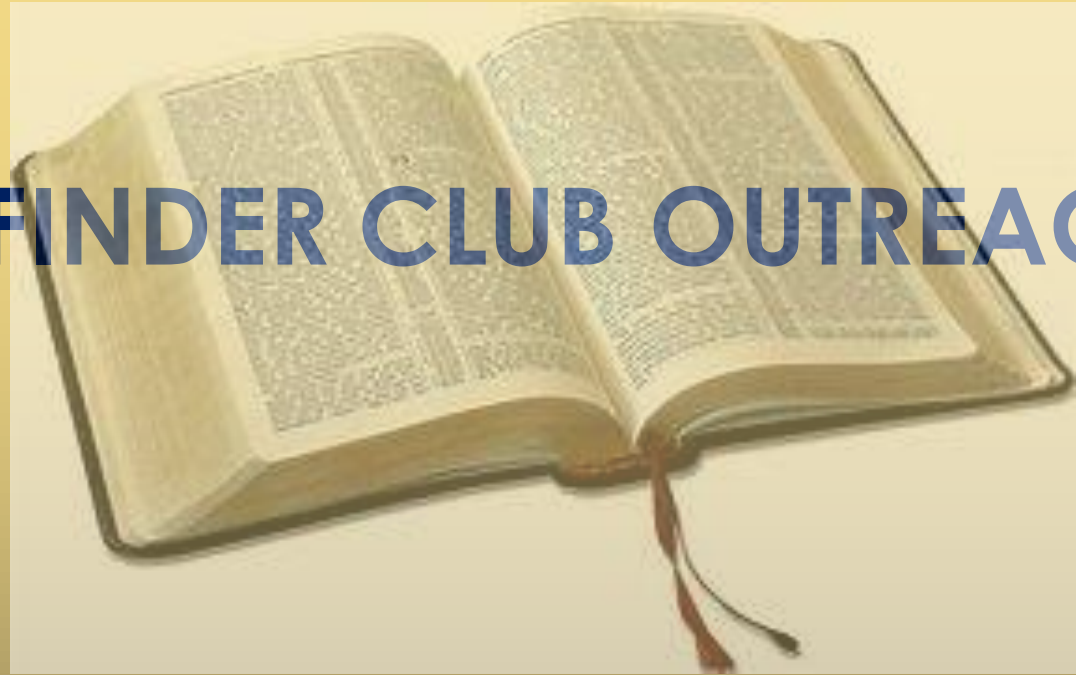




# PATHFINDER CLUB OUTREACH



Carolyn Daniel

Area 6A Pathfinder Coordinator & SEC M.I.T Coordinator



1. Explore faith development  
in the Adventurer &  
Pathfinder curriculums



2. Discuss techniques for integrating  
outreach into the Pathfinder & Adventurer  
classes and the Club Calendar

**PURPOSE**

# OBJECTIVES



1. Understand how Adventurer & Pathfinder class requirements enable personal growth



2. Identify ways we can encourage spiritual discovery in our Adventurers & Pathfinders through the Bible and history



3. Explore methods to engage our Adventurers and Pathfinders in connecting with their community through Share your Faith Activities



4. Consider how to Integrate outreach events into your club calendar

# WHAT IS OUTREACH?

Helping our church to spread God's word and share his love with the community and the world at large.



## Luke 10:25-37 – Good Samaritan


- The Samaritan's compassion
- The contrast with religious leaders
- The call to practical acts of mercy
- The command to go and do likewise

## KEY TEXTS

### Matthew 25:31-46 – Parable of the Sheep and the Goats

- Sheep commended for their acts of kindness & compassion.
- Goats rebuked for neglecting the needs of others

# KEY TAKE AWAYS



COMPASSION FOR  
OTHERS




PRACTICAL ACTS OF  
SERVICE



INCLUSIVITY AND  
WELCOMING  
ATTITUDE




AWARENESS OF  
NEEDS.



RESPONSIBILITY TO  
ACT



REFLECTION AND  
PERSONAL GROWTH



INTEGRATION INTO  
SPIRITUAL GROWTH



LEADERSHIP  
DEVELOPMENT.



# THE PATHFINDER PLEDGE & LAW



# **OUTREACH**

## **AT THE HEART OF PATHFINDERING**



---

**Pathfinder Aim....**

---

**The Advent Message to all  
the world in this Generation**



# ACTIVITY

## PLEDGE

By the grace of  
God,  
I will be pure and  
kind and true.  
I will keep the  
Pathfinder Law.  
I will be a servant of  
God  
and a friend to  
man.

**BRAINSTORM  
ENGAGING  
WAYS TO HELP  
PATHFINDERS  
UNDERSTAND THE  
PLEDGE & LAW.**

## LAW

The Pathfinder Law is for  
me to:

Keep the morning  
watch.

Do my honest part.

Care for my body.

Keep a level eye.

Be courteous and  
obedient.

Walk softly in the  
sanctuary.

Keep a song in my heart.

Go on God's errands.

CLASS  
REQUIREMENTS  
AND PERSONAL  
GROWTH



Train up a child.....







## PERSONAL GROWTH

- ❖ Proven to be one of the great soul-winning agencies of our church.
- ❖ Designed to help Pathfinders sense their God-given destiny.

CLASS  
REQUIREMENTS  
AND SPIRITUAL  
GROWTH

---



Little Lambs	Early Birds	Busy Bees	Sunbeams	Builders	Helping Hands
<p>Complete the following requirements:</p> <p>1a) Colour a story chart or lap book about the days of creation.</p> <p>1b) Tell an adult one of the stories of creation:</p> <ul style="list-style-type: none"> <li>• Creating animals</li> <li>• Creating people</li> <li>• Creating the sabbath</li> </ul>	<p>1a) Colour a story chart or lapbook about the people in the Bible who prayed: Samuel, Daniel, Jonah, David</p> <p>1b) Learn how to pray independently</p> <p>1c) Complete the Jesus Star Award</p>	<p>1a) Create a story chart or lap-book showing the order in which these events took place:</p> <ul style="list-style-type: none"> <li>• Creation,</li> <li>• The first sin,</li> <li>• Jesus cares for me today</li> <li>• Jesus comes again,</li> <li>• Heaven.</li> </ul> <p>1b) Draw a picture or tell about one of the stories above to show someone how much Jesus cares for you.</p>	<p>1a) Create a story chart or lap-book showing in correct order, Jesus' life:</p> <ul style="list-style-type: none"> <li>• Birth,</li> <li>• Baptism,</li> <li>• Miracles, parables,</li> <li>• Death,</li> <li>• Resurrection and return to heaven.</li> </ul> <p>1b) Find a method to creatively tell about one of the stories above to show someone the joy of being saved by Jesus.</p>	<p>1a) Create a story chart or lap-book showing the order in which these stories took place:</p> <ul style="list-style-type: none"> <li>• Noah, Abraham, Moses, Ruth, David, Daniel, Esther.</li> </ul> <p>1b) Make a diorama, write a poem, or sing a song about one of the stories above to show someone how to live for God.</p>	<p>1a) Create a story chart or lap book showing the order in which these events took place: Paul, Martin Luther, Ellen White, Yourself</p> <p>1b) Plan and act out a skit or write a news story about one of those stories above, to show how a person is a spiritual hero.</p>
<p>2) Complete the My Friend Jesus Award OR Complete the Little Boy Jesus Award</p>	<p>2) Complete the Bible Friends II Award</p>	<p>2) Complete the Bible I Award.</p>	<p>2) Complete the Bible II Award</p>	<p>2) Complete the Bible III Adventurer Award</p>	<p>2) Complete the Bible IV Award</p>
 					
<p>3) Complete the following requirements:</p> <p>3a) Have a regular worship time in your home. Keep a record.</p> <p>3b) Ask a parent or guardian what their favourite day of creation is.</p> <p>3c) Complete the Bible Friends 1 Award</p>	<p>3a) Have a regular family worship time in your home. Keep a record.</p> <p>3b) Ask someone you know they pray.</p> <p>3c) Complete the God's World Award</p>	<p>3a) Spend a regular quiet time with Jesus to talk with Him and learn about Him. Keep a record showing regularity.</p> <p>3b) Ask two people how they show other people that Jesus cares for them.</p> <p>3c) Complete the Delightful Sabbath Award</p>	<p>3a) Spend a regular quiet time with Jesus to talk with Him and learn about Him. Keep a record showing regularity</p> <p>3b) Ask three people their Favorite "Jesus' story" (story from the gospels) and why.</p> <p>3c) Complete the Parables of Jesus Award</p>	<p>3a) Spend a regular quiet time with Jesus to talk with Him and learn about Him. Keep a record showing regularity</p> <p>3b) Ask three people who their Favorite Bible hero is (other than Jesus) and why.</p> <p>3c) Complete the Prayer Award</p>	<p>3a) Spend a regular quiet time with Jesus to talk with Him and learn about Him. Keep a record showing regularity</p> <p>3b) Ask three people (other than family) why they decided to give their life to Jesus</p> <p>OR</p> <p>Complete the Steps to Jesus award.</p> <p>3c) Complete the My Church Award</p>



Friends	Companions	Explorers	Rangers	Voyagers	Guides
<p>1. Memorize the Old Testament books of the Bible and know the five areas into which the books are grouped. Demonstrate your ability to find any given book.</p> <p>2. Have a current memory gem certificate.</p> <p>3. Know and explain Psalm 23 or Psalm 46.</p> <p>4. During several worship periods, read with your parents the historical prologue to the book Early Writings and list the main events of the SDA church or fulfill other options as mentioned on page 26.</p>	<p>1. Memorize the New Testament books and know the four areas into which the books are grouped. Demonstrate your ability to find any given book.</p> <p>2. Hold a current memory gem certificate.</p> <p>3. Choose, in consultation with your leader, one of the following areas:  a. One of Christ's Parables  b. One of Christ's Miracles  c. Sermon on the Mount  d. Second Advent Sermon and show your knowledge of what Christ taught in one of the following ways:  a. Discussion with the leader  b. Group activity  c. Giving a talk</p> <p>4. Read the Gospels of Matthew and Mark in any translation. Commit to memory any two of the following:  a. Beatitude (Matthew 3:3-12)  b. Lord's Prayer (Matthew 6:9-13)  c. Christ's Return (Matthew 24:4-7, 11-14)  d. Gospel Commission (Matthew 28:18-20)</p>	<p>1. Become familiar with the use of a concordance.</p> <p>2. Hold a current memory gem certificate.</p> <p>3. Read the gospels Luke and John in any translation, and discuss in your group any three of the following:  a. Luke 4:16-19 The Scripture Reading  b. Luke 11:9-13 Ask, Seek, Knock  c. Luke 21:25-28 Signs of Second Coming  d. John 13:12-17 Humility  e. John 14: 1-3 Lord's Promise  f. John 15:5-8 Vine and Branches</p> <p>4. In consultation with your leader, choose one of the following areas:  a. John 3 Nicodemus  b. John 4 The Woman at the Well  c. Luke 15 The Prodigal Son  d. Luke 10 The Good Samaritan  e. Luke 19 Zaccheus</p> <p>5. Share your understanding of how Jesus saves individuals by using one of the following methods:  a. Group discussion with your leader.  b. Giving a talk at AJY's.  c. Writing an essay.  d. Making a series of pictures, charts, or models.  e. Writing a poem or song.</p> <p>6. Memorize and explain Proverbs 20: 1 and Proverbs 23:29-32.</p>	<p>1. Discover in group discussion:  a. What Christianity is.  b. The marks of a true disciple.  c. The forces involved in becoming a Christian.</p> <p>2. Participate in a Bible marking program on the inspiration of the Bible.</p> <p>3. Enroll at least three people in a Bible Correspondence Course.</p> <p>4. Have a current Memory Gem Certificate.</p>	<p>1. Study the personal work of the Holy Spirit as it relates to mankind, and discuss His involvement in spiritual growth.</p> <p>2. By study and group discussion, increase your knowledge of the last-day events that lead up to the Second Advent.</p> <p>3. Through study and discussion of Bible evidence, discover the true meaning of Sabbath keeping.</p> <p>4. Have a current Memory Gem Certificate</p>	<p>1. Discuss how the Christian can possess the gifts of the Spirit as described by Paul in his letter to the Galatians.</p> <p>2. Study and discuss how the Old Testament sanctuary service points to the cross and the personal ministry of Jesus.</p> <p>3. Read and outline three stories of Adventist pioneers. Tell these stories during a Pathfinder Club, AY, or Sabbath school worship time.</p> <p>4. Have a current Memory Gem Certificate</p>





# My God



# Spiritual Discovery



**Make**

.... sure we know the requirements of the My God or Spiritual Discovery section of the curriculum

**Find**

.... creative & engaging ways to present the information

**Engage**

.... the services of Pastors, Elders & church members

**Integrate**

.... elements of the Spiritual discovery/My God requirements into **EVERY** club meeting

# ACTIVITY

How do we incorporate Spiritual Discovery/My God requirements into our club meetings in a way that appeals to our young people?



CONNECTING  
WITH THE  
COMMUNITY





- ❖ Community Engagement
- ❖ Key components of successful projects
- ❖ Parents & Church Members



# Progression Through the Pathfinder Classes

Friend	Companion	Explorer	Ranger	Voyager	Guides
2 hours showing Friendship	2 hours demonstrating real companionship	Give assistance to community services in your area	Participate in 2 different types of outreach programmes	Invite a friend to one church or conference activity	Help organize & participate in 1) a visit with a shut in 2) Adopt a person/family 3) Any outreach project
Prove yourself a good citizen	Half a day in a project to benefit the community or church	Participate in at least 3 church programs	Spend 1 day working on a project for church, school or community	Help organize and participate in a project of service to others	Participate in a discussion on witnessing & put some of the guidelines into practice
				Discuss how to relate to people in everyday situations	

# ACTIVITY

- **CHOOSE ONE COMMUNITY OUTREACH EVENT THAT YOUR CLUB COULD BE INVOLVED WITH (BE CREATIVE)**
  - **BOTH IN & OUT OF CHURCH, WHO WOULD THE CLUB COLLABORATE WITH TO ORGANIZE & EXECUTE THE EVENT?**
  - **DISCUSS THE OPPORTUNITIES IT WOULD PRESENT**
- **IDENTIFY ONE CHALLENGE THAT COULD BE A STUMBLING BLOCK TO ITS SUCCESS AND PROPOSE A SOLUTION.**





Conduct a Community Needs Assessment/Community Surveys & Feedback



Collaborate with local organizations



Have you considered Prayer Walks?



Find opportunities to be involved in community activities.



Host community focused events



Try door to door outreach



Undertake environmental projects

# INTEGRATE OUTREACH EVENTS & OUTREACH HONOURS INTO YOUR CLUB CALENDAR





# PATHFINDER CLUB OUTREACH



# Thank you

Carolyn Daniel

Area 6A Pathfinder Coordinator & SEC M.I.T Coordinator